


January Fretboard Exercises

Resolve to Begin Sightreading!

J. J. Olson




Read the back page to learn how to sightread this music...

Exercise 1: The creature followed her to school one day.




Exercise 2: News to my fair lady.



Exercise 3: But on the way I dropped it.



Exercise 4: Way before overcoming.



Exercise 5: Or kinda purple?



If you know music notation but not how to find the notes on the fretboard, this “musical fretboard diagram” is just what you need to get started sightreading. It tells you what finger and string to use in a given position to play a particular note like you'll see in sightreading.

The diagram shows two musical staves for six strings, labeled string ① to ⑥. Above the staves are two fretboard positions. Position I is indicated by fret numbers 0, 1, 2, 3. Position VII is indicated by fret numbers 1, 2, 3, 4. Notes are color-coded: red (middle C), blue (open E), and green (A above middle C). In Position I, the red note is on string ⑤, the blue note is on string ①, and green notes are on strings ③, ④, and ⑤. In Position VII, the red note is on string ⑥, the blue note is on string ⑤, and green notes are on strings ③, ④, and ⑤.

Learn two positions right from the start for the same notes. The two red notes are the same on the staff, but in position VII you'll use finger 2 on string ⑥ vs. finger 3 on string ⑤ in position I.

The blue note is your key for finding position VII without ever looking at the fretboard (it will be in tune with an open E if you're in the right place, with your 1st finger on the 5th string).

Start by playing the scale in position VII from the red note (middle C) through the colored notes (to the A above middle C) and back. Then do the same in position I, all while looking at the chart.

Got it? Then do it again but with your eyes closed, even when changing positions! Now you're ready to play the exercises on the first page, in both positions, without looking at the fretboard.

This is an excerpt from “Beginning Fretboard Exercises”, which will be made available for free on IMSLP under a CC-BY license. Interested? Contact Jeff Olson at jjocanoe@gmail.com

Exercise 5	English(1679): Lavender's Blue	1
Exercise 4	African-American(1863): Many Thousands Gone	1
Exercise 3	American(1879): A Tisket, A Tasket	1
Exercise 2	English(1879): London Bridge	1
Exercise 1	American(1867): Mary Had A Little Lamb	1